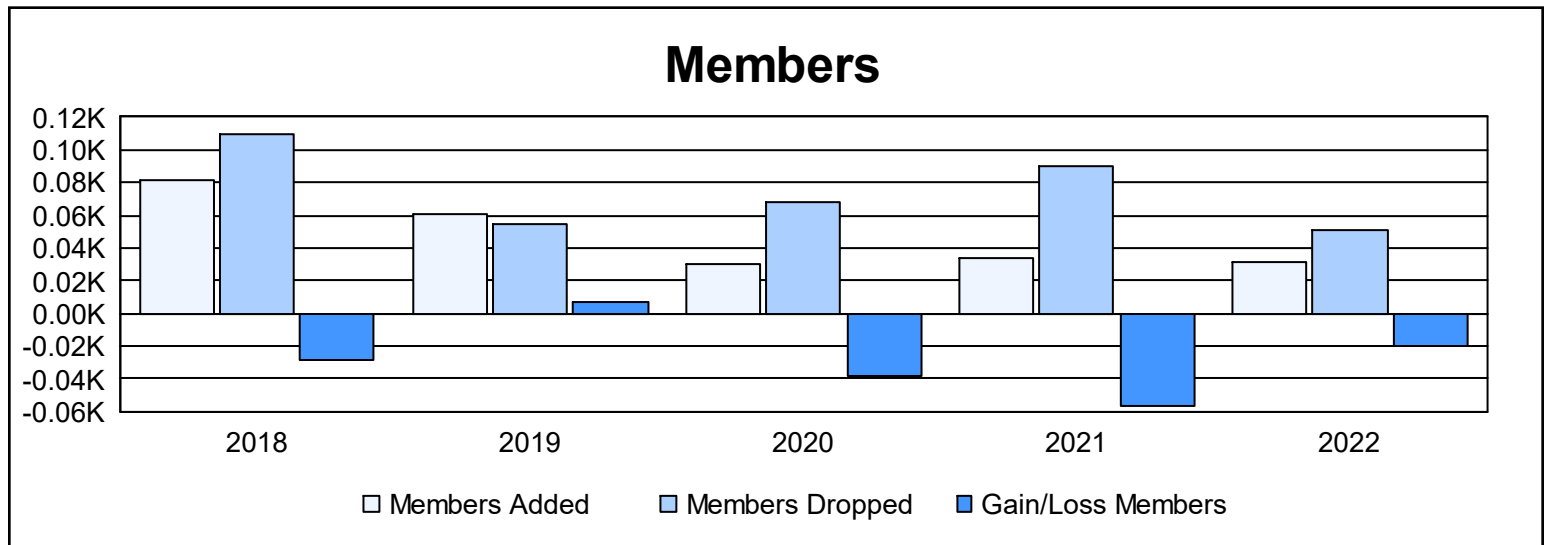
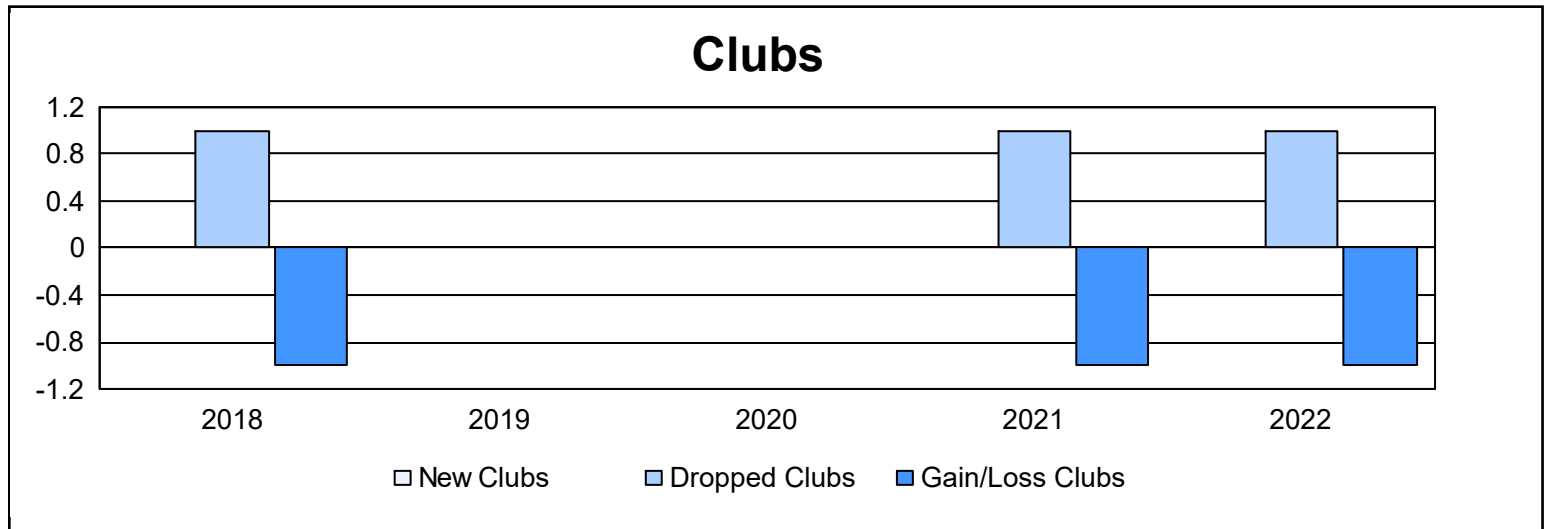
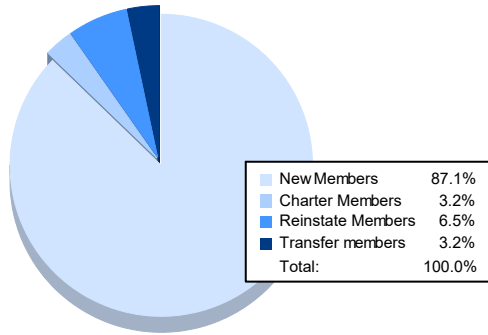


Year	New Clubs	Dropped Clubs	Gain/ Loss Clubs	New Members	Charter Members	Reinstate Members	Transfer Members	Total Member Added	Total Members Dropped	Gain/ Loss Members
2017-2018	0	1	-1	72	4	5	0	81	109	-28
2018-2019	0	0	0	45	2	10	4	61	54	7
2019-2020	0	0	0	28	2	0	0	30	68	-38
2020-2021	0	1	-1	32	0	2	0	34	90	-56
2021-2022	0	1	-1	27	1	2	1	31	51	-20
<b>Average</b>	<b>0</b>	<b>1</b>	<b>-1</b>	<b>41</b>	<b>2</b>	<b>4</b>	<b>1</b>	<b>47</b>	<b>74</b>	<b>-27</b>



### Membership Composition June 2022 Cumulative



### Gender Composition June 2022 Cumulative

